

## Data Sheet

Customer :

Product : Thin Film Chip Inductor - AL Series

Size.: 0201/0402

Issued Date : 20-Mar-23

Edition: REV.D1



VIKING TECH CORPORATION  
光頡科技股份有限公司

No.70, Guangfu N. Rad.,  
Hsin Chu Industrial Park,  
Hukou Hsiang, Hsin Chu Hsien,  
303, Taiwan

TEL:886-3-5972931

FAX:886-3-5972935•886-3-5973494

E-mail:sales@viking.com.tw

VIKING TECH CORPORATION KAOHSIUNG BRANCH  
光頡科技股份有限公司高雄分公司

No.248-3, Sin-Sheng Rd., Cian-Jhen Dist., Kaohsiung,  
806, Taiwan

TEL:886-7-8217999

FAX:886-7-8228229

E-mail:sales@viking.com.tw

Viking Electronics (WUXI) CO., LTD.  
光頡電子(無錫)有限公司

No.1A,(Xixia Road),Machinery & Industry Park,  
National Hi-Tech Industrial Development Zone of  
Wuxi, Wuxi, Jiangsu Province, China

Zip Code:214028

TEL:86-510-85203339

FAX:86-510-85203667•86-510-85203977

E-mail:wuxisales@tmtec.com.tw

| Produced by<br>(QC) | Checked by<br>(QC) | Approved by<br>(QC) | Prepared by<br>(Sales) | Accepted by<br>(Customer) |
|---------------------|--------------------|---------------------|------------------------|---------------------------|
| 20-Mar-23           | 20-Mar-23          | 20-Mar-23           | 20-Mar-23              |                           |
| <i>Chun</i>         | <i>Ben Chang</i>   | <i>Ben Chang</i>    |                        |                           |

## Thin Film Chip Inductor

### Scope



– Viking’s 0201 and 0402 series inductor is a photo lithographically etched single layer ceramic chip. Viking’s design provides high SRF, excellent Q, and superior temperature stability. This highly stable inductor family is specifically designed for critical tolerance needs.

### Features

- Photolithographic single layer ceramic chip
- High SRF, excellent Q, superior temperature stability
- Tight tolerance of  $\pm 1\%$  or  $\pm 0.1\text{nH}$
- Self resonant frequency controlled within 10%
- Stable inductance in high frequency circuit
- Highly stable design for critical needs

### Applications

- Cellular Telephone, Pagers and GPS Products
- VCO, TCXO Circuit and RF Transceiver Module
- Wireless LAN, Bluetooth Module, Communication Appliances



### Construction

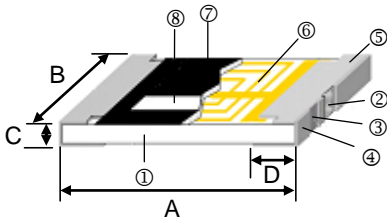


Figure1

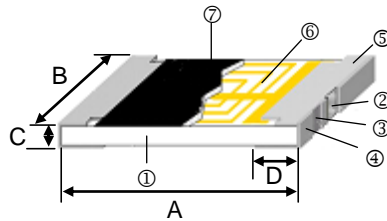
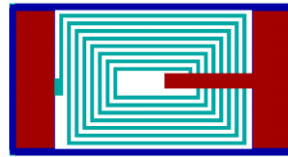


Figure2



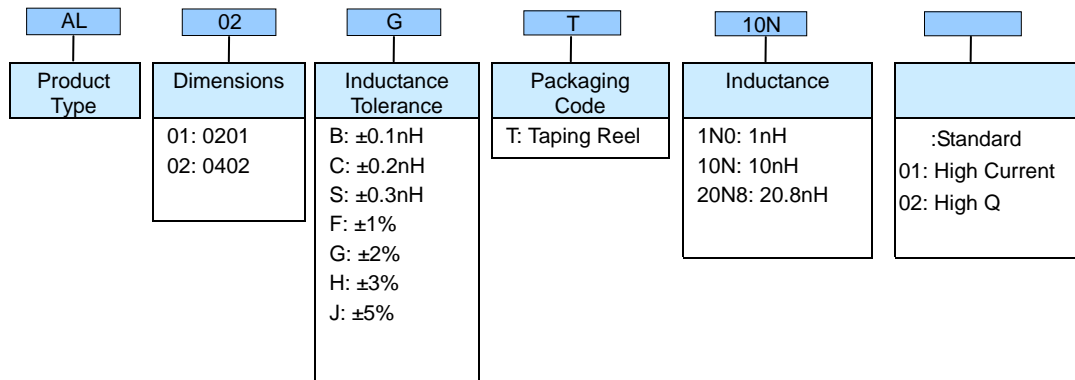
|                     |                      |            |
|---------------------|----------------------|------------|
| ① Alumina Substrate | ④ External Electrode | ⑦ Overcoat |
| ② Inner Electrode   | ⑤ Edge Electrode     | ⑧ Marking  |
| ③ Barrier Layer     | ⑥ Cu Circuits        |            |

### Dimensions

Unit: mm

| Type | Size (Inch) | Figure  | A               | B               | C               | D               | Weight (g) (1000pcs) |
|------|-------------|---------|-----------------|-----------------|-----------------|-----------------|----------------------|
| AL01 | 0201        | Figure2 | 0.60 $\pm$ 0.05 | 0.30 $\pm$ 0.05 | 0.23 $\pm$ 0.05 | 0.15 $\pm$ 0.05 | 0.23                 |
| AL02 | 0402        | Figure1 | 1.0 $\pm$ 0.05  | 0.5 $\pm$ 0.05  | 0.32 $\pm$ 0.05 | 0.2 $\pm$ 0.10  | 0.9                  |

### Part Numbering



■ Viking is capable of manufacturing the optional spec based on customer’s requirement.

**■ Standard Electrical Specifications**

AL01 Chip Inductors / Standard Type

| Inductance (nH) | Inductance Tolerance (nH or %) | Quality Factor min. | SRF (GHz) min. | DCR (Ω) max. | IDC (mA) max. |
|-----------------|--------------------------------|---------------------|----------------|--------------|---------------|
| 0.1             | ±0.1nH                         | 8 / 500MHz          | 9              | 0.20         | 400           |
| 0.2             | ±0.1, 0.2nH                    | 8 / 500MHz          | 9              | 0.20         | 400           |
| 0.3             | ±0.1, 0.2, 0.3nH               | 8 / 500MHz          | 9              | 0.20         | 400           |
| 0.4             | ±0.1, 0.2, 0.3nH               | 8 / 500MHz          | 9              | 0.25         | 350           |
| 0.5             | ±0.1, 0.2, 0.3nH               | 8 / 500MHz          | 9              | 0.25         | 350           |
| 0.6             | ±0.1, 0.2, 0.3nH               | 8 / 500MHz          | 9              | 0.25         | 350           |
| 0.7             | ±0.1, 0.2, 0.3nH               | 8 / 500MHz          | 9              | 0.30         | 300           |
| 0.8             | ±0.1, 0.2, 0.3nH               | 8 / 500MHz          | 9              | 0.30         | 300           |
| 0.9             | ±0.1, 0.2, 0.3nH               | 8 / 500MHz          | 9              | 0.30         | 300           |
| 1.0             | ±0.1, 0.2, 0.3nH               | 8 / 500MHz          | 9              | 0.30         | 300           |
| 1.1             | ±0.1, 0.2, 0.3nH               | 8 / 500MHz          | 9              | 0.35         | 300           |
| 1.2             | ±0.1, 0.2, 0.3nH               | 8 / 500MHz          | 9              | 0.35         | 300           |
| 1.3             | ±0.1, 0.2, 0.3nH               | 8 / 500MHz          | 9              | 0.45         | 250           |
| 1.4             | ±0.1, 0.2, 0.3nH               | 8 / 500MHz          | 9              | 0.45         | 250           |
| 1.5             | ±0.1, 0.2, 0.3nH               | 8 / 500MHz          | 9              | 0.45         | 250           |
| 1.6             | ±0.1, 0.2, 0.3nH               | 8 / 500MHz          | 9              | 0.55         | 200           |
| 1.7             | ±0.1, 0.2, 0.3nH               | 8 / 500MHz          | 9              | 0.55         | 200           |
| 1.8             | ±0.1, 0.2, 0.3nH               | 8 / 500MHz          | 9              | 0.55         | 200           |
| 1.9             | ±0.1, 0.2, 0.3nH               | 8 / 500MHz          | 9              | 0.55         | 200           |
| 2.0             | ±0.1, 0.2, 0.3nH               | 8 / 500MHz          | 8              | 0.70         | 200           |
| 2.1             | ±0.1, 0.2, 0.3nH               | 8 / 500MHz          | 8              | 0.70         | 200           |
| 2.2             | ±0.1, 0.2, 0.3nH               | 8 / 500MHz          | 8              | 0.70         | 200           |
| 2.3             | ±0.1, 0.2, 0.3nH               | 8 / 500MHz          | 8              | 0.80         | 150           |
| 2.4             | ±0.1, 0.2, 0.3nH               | 8 / 500MHz          | 8              | 0.80         | 150           |
| 2.5             | ±0.1, 0.2, 0.3nH               | 8 / 500MHz          | 8              | 0.80         | 150           |
| 2.6             | ±0.1, 0.2, 0.3nH               | 8 / 500MHz          | 8              | 0.80         | 150           |
| 2.7             | ±0.1, 0.2, 0.3nH               | 8 / 500MHz          | 8              | 0.80         | 150           |
| 2.8             | ±0.1, 0.2, 0.3nH               | 8 / 500MHz          | 6              | 1.00         | 150           |
| 2.9             | ±0.1, 0.2, 0.3nH               | 8 / 500MHz          | 6              | 1.00         | 150           |
| 3.0             | ±0.1, 0.2, 0.3nH               | 8 / 500MHz          | 6              | 1.00         | 150           |
| 3.1             | ±0.1, 0.2, 0.3nH               | 8 / 500MHz          | 6              | 1.00         | 150           |
| 3.2             | ±0.1, 0.2, 0.3nH               | 8 / 500MHz          | 6              | 1.00         | 150           |
| 3.3             | ±0.1, 0.2, 0.3nH               | 8 / 500MHz          | 6              | 1.00         | 150           |
| 3.4             | ±0.1, 0.2, 0.3nH               | 8 / 500MHz          | 6              | 1.20         | 150           |
| 3.5             | ±0.1, 0.2, 0.3nH               | 8 / 500MHz          | 6              | 1.20         | 150           |
| 3.6             | ±0.1, 0.2, 0.3nH               | 8 / 500MHz          | 6              | 1.20         | 150           |
| 3.7             | ±0.1, 0.2, 0.3nH               | 8 / 500MHz          | 6              | 1.20         | 150           |
| 3.8             | ±0.1, 0.2, 0.3nH               | 8 / 500MHz          | 6              | 1.20         | 150           |
| 3.9             | ±0.1, 0.2, 0.3nH               | 8 / 500MHz          | 6              | 1.20         | 150           |
| 4.0             | ±0.1, 0.2, 0.3nH               | 8 / 500MHz          | 6              | 1.20         | 150           |
| 4.4             | ±0.1, 0.2, 0.3nH               | 8 / 500MHz          | 6              | 1.30         | 140           |
| 4.7             | ±0.1, 0.2, 0.3nH               | 8 / 500MHz          | 6              | 1.40         | 130           |
| 4.9             | ±0.1, 0.2, 0.3nH               | 8 / 500MHz          | 6              | 1.60         | 130           |
| 5.6             | ±2, ±3, ±5%                    | 8 / 500MHz          | 4              | 1.80         | 130           |
| 6.1             | ±2, ±3, ±5%                    | 8 / 500MHz          | 4              | 2.00         | 120           |
| 6.8             | ±2, ±3, ±5%                    | 8 / 500MHz          | 4              | 2.30         | 110           |
| 7.4             | ±2, ±3, ±5%                    | 8 / 500MHz          | 4              | 2.80         | 110           |
| 8.2             | ±2, ±3, ±5%                    | 8 / 500MHz          | 3              | 3.00         | 110           |
| 9.1             | ±2, ±3, ±5%                    | 8 / 500MHz          | 3              | 3.25         | 100           |
| 9.2             | ±2, ±3, ±5%                    | 8 / 500MHz          | 3              | 3.25         | 100           |
| 10              | ±2, ±3, ±5%                    | 8 / 500MHz          | 2              | 3.50         | 80            |

Operating Temperature Range: -55°C to +125°C

Test Equipment: HP4287A+Agilent 16196C

AL01-01 Chip Inductors / High Current Type

| Inductance (nH) | Inductance Tolerance (nH or %) | Quality Factor min. | SRF (GHz) min. | DCR (Ω) max. | IDC (mA) max. |
|-----------------|--------------------------------|---------------------|----------------|--------------|---------------|
| 0.1             | ±0.1nH                         | 10 / 500MHz         | 6              | 0.05         | 600           |
| 0.2             | ±0.1, 0.2nH                    | 10 / 500MHz         | 6              | 0.05         | 600           |
| 0.3             | ±0.1, 0.2, 0.3nH               | 10 / 500MHz         | 6              | 0.05         | 600           |
| 0.4             | ±0.1, 0.2, 0.3nH               | 10 / 500MHz         | 6              | 0.05         | 600           |
| 0.5             | ±0.1, 0.2, 0.3nH               | 10 / 500MHz         | 6              | 0.10         | 600           |
| 0.6             | ±0.1, 0.2, 0.3nH               | 10 / 500MHz         | 6              | 0.10         | 600           |
| 0.7             | ±0.1, 0.2, 0.3nH               | 10 / 500MHz         | 6              | 0.10         | 600           |
| 0.8             | ±0.1, 0.2, 0.3nH               | 10 / 500MHz         | 6              | 0.10         | 600           |
| 0.9             | ±0.1, 0.2, 0.3nH               | 10 / 500MHz         | 6              | 0.10         | 600           |
| 1.0             | ±0.1, 0.2, 0.3nH               | 10 / 500MHz         | 6              | 0.15         | 600           |
| 1.1             | ±0.1, 0.2, 0.3nH               | 10 / 500MHz         | 6              | 0.15         | 600           |
| 1.2             | ±0.1, 0.2, 0.3nH               | 10 / 500MHz         | 6              | 0.15         | 600           |
| 1.3             | ±0.1, 0.2, 0.3nH               | 10 / 500MHz         | 6              | 0.20         | 600           |
| 1.4             | ±0.1, 0.2, 0.3nH               | 10 / 500MHz         | 6              | 0.20         | 600           |
| 1.5             | ±0.1, 0.2, 0.3nH               | 10 / 500MHz         | 6              | 0.25         | 600           |
| 1.6             | ±0.1, 0.2, 0.3nH               | 10 / 500MHz         | 6              | 0.25         | 600           |
| 1.7             | ±0.1, 0.2, 0.3nH               | 10 / 500MHz         | 6              | 0.30         | 500           |
| 1.8             | ±0.1, 0.2, 0.3nH               | 10 / 500MHz         | 6              | 0.30         | 500           |
| 1.9             | ±0.1, 0.2, 0.3nH               | 10 / 500MHz         | 6              | 0.30         | 500           |
| 2.0             | ±0.1, 0.2, 0.3nH               | 10 / 500MHz         | 6              | 0.30         | 500           |
| 2.1             | ±0.1, 0.2, 0.3nH               | 10 / 500MHz         | 6              | 0.30         | 500           |
| 2.2             | ±0.1, 0.2, 0.3nH               | 10 / 500MHz         | 6              | 0.35         | 500           |
| 2.3             | ±0.1, 0.2, 0.3nH               | 10 / 500MHz         | 6              | 0.35         | 500           |
| 2.4             | ±0.1, 0.2, 0.3nH               | 10 / 500MHz         | 6              | 0.35         | 450           |
| 2.5             | ±0.1, 0.2, 0.3nH               | 10 / 500MHz         | 6              | 0.35         | 450           |
| 2.6             | ±0.1, 0.2, 0.3nH               | 10 / 500MHz         | 6              | 0.35         | 450           |
| 2.7             | ±0.1, 0.2, 0.3nH               | 10 / 500MHz         | 6              | 0.35         | 450           |
| 2.8             | ±0.1, 0.2, 0.3nH               | 10 / 500MHz         | 6              | 0.50         | 450           |
| 2.9             | ±0.1, 0.2, 0.3nH               | 10 / 500MHz         | 6              | 0.50         | 450           |
| 3.0             | ±0.1, 0.2, 0.3nH               | 10 / 500MHz         | 6              | 0.50         | 400           |
| 3.1             | ±0.1, 0.2, 0.3nH               | 10 / 500MHz         | 6              | 0.50         | 400           |
| 3.2             | ±0.1, 0.2, 0.3nH               | 10 / 500MHz         | 6              | 0.50         | 400           |
| 3.3             | ±0.1, 0.2, 0.3nH               | 10 / 500MHz         | 6              | 0.50         | 400           |
| 3.4             | ±0.1, 0.2, 0.3nH               | 10 / 500MHz         | 6              | 0.80         | 350           |
| 3.5             | ±0.1, 0.2, 0.3nH               | 10 / 500MHz         | 6              | 0.80         | 350           |
| 3.6             | ±0.1, 0.2, 0.3nH/±3, ±5%       | 10 / 500MHz         | 6              | 0.80         | 350           |
| 3.7             | ±0.1, 0.2, 0.3nH/±3, ±5%       | 10 / 500MHz         | 6              | 0.80         | 350           |
| 3.8             | ±0.1, 0.2, 0.3nH/±3, ±5%       | 10 / 500MHz         | 6              | 0.80         | 350           |
| 3.9             | ±0.1, 0.2, 0.3nH/±3, ±5%       | 10 / 500MHz         | 6              | 0.80         | 350           |
| 4.0             | ±0.1, 0.2, 0.3nH/±3, ±5%       | 10 / 500MHz         | 6              | 0.80         | 350           |
| 4.4             | ±0.1, 0.2, 0.3nH/±3, ±5%       | 10 / 500MHz         | 6              | 0.50         | 300           |
| 4.7             | ±0.1, 0.2, 0.3nH/±3, ±5%       | 10 / 500MHz         | 6              | 0.50         | 300           |
| 4.9             | ±0.1, 0.2, 0.3nH/±3, ±5%       | 10 / 500MHz         | 6              | 0.60         | 300           |
| 5.6             | ±2, ±3,±5%                     | 10 / 500MHz         | 6              | 0.60         | 250           |
| 6.1             | ±2, ±3,±5%                     | 10 / 500MHz         | 5.5            | 0.70         | 250           |
| 6.8             | ±2, ±3,±5%                     | 10 / 500MHz         | 5              | 0.75         | 250           |
| 7.4             | ±2, ±3,±5%                     | 10 / 500MHz         | 5              | 0.80         | 200           |
| 8.2             | ±2, ±3,±5%                     | 10 / 500MHz         | 4.5            | 0.90         | 200           |
| 9.1             | ±2, ±3,±5%                     | 10 / 500MHz         | 4              | 1.05         | 175           |
| 9.2             | ±2, ±3,±5%                     | 10 / 500MHz         | 4              | 1.15         | 150           |
| 10              | ±2, ±3,±5%                     | 10 / 500MHz         | 3.5            | 1.30         | 150           |

Operating Temperature Range: -55°C to +125°C

Test Equipment: HP4287A+Agilent 16196C

AL01-02 Chip Inductors / High Q Type

| Inductance (nH) | Inductance Tolerance (nH or %) | Quality Factor min. | SRF (GHz) min. | DCR ( $\Omega$ ) max. | IDC (mA) max. |
|-----------------|--------------------------------|---------------------|----------------|-----------------------|---------------|
| 0.1             | $\pm 0.1$ nH                   | 14 / 500MHz         | 10             | 0.05                  | 850           |
| 0.2             | $\pm 0.1, 0.2$ nH              | 14 / 500MHz         | 10             | 0.05                  | 800           |
| 0.3             | $\pm 0.1, 0.2, 0.3$ nH         | 14 / 500MHz         | 10             | 0.05                  | 800           |
| 0.4             | $\pm 0.1, 0.2, 0.3$ nH         | 14 / 500MHz         | 10             | 0.05                  | 750           |
| 0.5             | $\pm 0.1, 0.2, 0.3$ nH         | 14 / 500MHz         | 10             | 0.10                  | 750           |
| 0.6             | $\pm 0.1, 0.2, 0.3$ nH         | 14 / 500MHz         | 9              | 0.10                  | 750           |
| 0.7             | $\pm 0.1, 0.2, 0.3$ nH         | 14 / 500MHz         | 9              | 0.10                  | 600           |
| 0.8             | $\pm 0.1, 0.2, 0.3$ nH         | 14 / 500MHz         | 9              | 0.10                  | 600           |
| 0.9             | $\pm 0.1, 0.2, 0.3$ nH         | 14 / 500MHz         | 9              | 0.10                  | 600           |
| 1.0             | $\pm 0.1, 0.2, 0.3$ nH         | 14 / 500MHz         | 9              | 0.15                  | 600           |
| 1.1             | $\pm 0.1, 0.2, 0.3$ nH         | 14 / 500MHz         | 8              | 0.15                  | 600           |
| 1.2             | $\pm 0.1, 0.2, 0.3$ nH         | 14 / 500MHz         | 8              | 0.15                  | 600           |
| 1.3             | $\pm 0.1, 0.2, 0.3$ nH         | 14 / 500MHz         | 8              | 0.15                  | 600           |
| 1.4             | $\pm 0.1, 0.2, 0.3$ nH         | 14 / 500MHz         | 8              | 0.15                  | 600           |
| 1.5             | $\pm 0.1, 0.2, 0.3$ nH         | 14 / 500MHz         | 8              | 0.15                  | 600           |
| 1.6             | $\pm 0.1, 0.2, 0.3$ nH         | 14 / 500MHz         | 8              | 0.15                  | 600           |
| 1.7             | $\pm 0.1, 0.2, 0.3$ nH         | 14 / 500MHz         | 8              | 0.2                   | 500           |
| 1.8             | $\pm 0.1, 0.2, 0.3$ nH         | 14 / 500MHz         | 8              | 0.2                   | 500           |
| 1.9             | $\pm 0.1, 0.2, 0.3$ nH         | 14 / 500MHz         | 8              | 0.2                   | 500           |
| 2.0             | $\pm 0.1, 0.2, 0.3$ nH         | 14 / 500MHz         | 8              | 0.2                   | 500           |
| 2.1             | $\pm 0.1, 0.2, 0.3$ nH         | 14 / 500MHz         | 7.5            | 0.2                   | 500           |
| 2.2             | $\pm 0.1, 0.2, 0.3$ nH         | 14 / 500MHz         | 7.5            | 0.2                   | 500           |
| 2.3             | $\pm 0.1, 0.2, 0.3$ nH         | 14 / 500MHz         | 7.5            | 0.2                   | 500           |
| 2.4             | $\pm 0.1, 0.2, 0.3$ nH         | 14 / 500MHz         | 7.5            | 0.25                  | 450           |
| 2.5             | $\pm 0.1, 0.2, 0.3$ nH         | 14 / 500MHz         | 7.5            | 0.25                  | 450           |
| 2.6             | $\pm 0.1, 0.2, 0.3$ nH         | 14 / 500MHz         | 7.5            | 0.25                  | 450           |
| 2.7             | $\pm 0.1, 0.2, 0.3$ nH         | 14 / 500MHz         | 7.5            | 0.25                  | 450           |
| 2.8             | $\pm 0.1, 0.2, 0.3$ nH         | 14 / 500MHz         | 7.5            | 0.25                  | 450           |
| 2.9             | $\pm 0.1, 0.2, 0.3$ nH         | 14 / 500MHz         | 7.5            | 0.25                  | 450           |
| 3.0             | $\pm 0.1, 0.2, 0.3$ nH         | 14 / 500MHz         | 7.5            | 0.3                   | 400           |
| 3.1             | $\pm 0.1, 0.2, 0.3$ nH         | 14 / 500MHz         | 7              | 0.3                   | 400           |
| 3.2             | $\pm 0.1, 0.2, 0.3$ nH         | 14 / 500MHz         | 7              | 0.3                   | 400           |
| 3.3             | $\pm 0.1, 0.2, 0.3$ nH         | 14 / 500MHz         | 7              | 0.3                   | 400           |
| 3.4             | $\pm 0.1, 0.2, 0.3$ nH         | 14 / 500MHz         | 7              | 0.4                   | 350           |
| 3.5             | $\pm 0.1, 0.2, 0.3$ nH         | 14 / 500MHz         | 7              | 0.4                   | 350           |
| 3.6             | $\pm 0.1, 0.2, 0.3$ nH         | 14 / 500MHz         | 7              | 0.4                   | 350           |
| 3.7             | $\pm 0.1, 0.2, 0.3$ nH         | 14 / 500MHz         | 7              | 0.4                   | 350           |
| 3.8             | $\pm 0.1, 0.2, 0.3$ nH         | 14 / 500MHz         | 6.5            | 0.4                   | 350           |
| 3.9             | $\pm 0.1, 0.2, 0.3$ nH         | 14 / 500MHz         | 6.5            | 0.4                   | 350           |
| 4.0             | $\pm 0.1, 0.2, 0.3$ nH         | 14 / 500MHz         | 6.5            | 0.4                   | 350           |
| 4.4             | $\pm 0.1, 0.2, 0.3$ nH         | 14 / 500MHz         | 6.5            | 0.5                   | 300           |
| 4.7             | $\pm 0.1, 0.2, 0.3$ nH         | 14 / 500MHz         | 6              | 0.5                   | 300           |
| 4.9             | $\pm 0.1, 0.2, 0.3$ nH         | 14 / 500MHz         | 6              | 0.6                   | 300           |
| 5.6             | $\pm 2, \pm 5\%$               | 14 / 500MHz         | 6              | 0.6                   | 250           |
| 6.1             | $\pm 2, \pm 5\%$               | 14 / 500MHz         | 5.5            | 0.7                   | 250           |
| 6.8             | $\pm 2, \pm 5\%$               | 14 / 500MHz         | 5              | 0.75                  | 250           |
| 7.4             | $\pm 2, \pm 5\%$               | 14 / 500MHz         | 5              | 0.8                   | 200           |
| 8.2             | $\pm 2, \pm 5\%$               | 14 / 500MHz         | 4.5            | 0.9                   | 200           |
| 9.1             | $\pm 2, \pm 5\%$               | 14 / 500MHz         | 4              | 1.05                  | 175           |
| 9.2             | $\pm 2, \pm 5\%$               | 14 / 500MHz         | 4              | 1.15                  | 150           |
| 10              | $\pm 2, \pm 5\%$               | 14 / 500MHz         | 3.5            | 1.3                   | 150           |

Operating Temperature Range: -55°C to +125°C

Test Equipment: HP4287A+Agilent 16196B

AL02 Chip Inductors / Standard Type

| Inductance (nH) | Inductance Tolerance (nH or %) | Quality Factor min. | SRF (GHz) min. | DCR (Ω) max. | IDC (mA) max. |
|-----------------|--------------------------------|---------------------|----------------|--------------|---------------|
| 0.2             | ±0.1, 0.2nH                    | 13 / 500MHz         | 14             | 0.10         | 800           |
| 0.3             | ±0.1, 0.2, 0.3nH               | 13 / 500MHz         | 14             | 0.10         | 800           |
| 0.4             | ±0.1, 0.2, 0.3nH               | 13 / 500MHz         | 14             | 0.10         | 800           |
| 0.5             | ±0.1, 0.2, 0.3nH               | 13 / 500MHz         | 14             | 0.15         | 700           |
| 0.6             | ±0.1, 0.2, 0.3nH               | 13 / 500MHz         | 14             | 0.15         | 700           |
| 0.8             | ±0.1, 0.2, 0.3nH               | 13 / 500MHz         | 14             | 0.15         | 700           |
| 0.9             | ±0.1, 0.2, 0.3nH               | 13 / 500MHz         | 14             | 0.15         | 700           |
| 1.0             | ±0.1, 0.2, 0.3nH               | 13 / 500MHz         | 12             | 0.15         | 700           |
| 1.1             | ±0.1, 0.2, 0.3nH               | 13 / 500MHz         | 12             | 0.15         | 700           |
| 1.2             | ±0.1, 0.2, 0.3nH               | 13 / 500MHz         | 12             | 0.15         | 700           |
| 1.3             | ±0.1, 0.2, 0.3nH               | 13 / 500MHz         | 10             | 0.25         | 700           |
| 1.4             | ±0.1, 0.2, 0.3nH               | 13 / 500MHz         | 10             | 0.25         | 700           |
| 1.5             | ±0.1, 0.2, 0.3nH               | 13 / 500MHz         | 10             | 0.25         | 700           |
| 1.6             | ±0.1, 0.2, 0.3nH               | 13 / 500MHz         | 10             | 0.25         | 560           |
| 1.7             | ±0.1, 0.2, 0.3nH               | 13 / 500MHz         | 10             | 0.25         | 560           |
| 1.8             | ±0.1, 0.2, 0.3nH               | 13 / 500MHz         | 10             | 0.25         | 560           |
| 1.9             | ±0.1, 0.2, 0.3nH               | 13 / 500MHz         | 8              | 0.35         | 560           |
| 2.0             | ±0.1, 0.2, 0.3nH               | 13 / 500MHz         | 8              | 0.35         | 560           |
| 2.1             | ±0.1, 0.2, 0.3nH               | 13 / 500MHz         | 8              | 0.35         | 440           |
| 2.2             | ±0.1, 0.2, 0.3nH               | 13 / 500MHz         | 8              | 0.35         | 440           |
| 2.3             | ±0.1, 0.2, 0.3nH               | 13 / 500MHz         | 8              | 0.35         | 440           |
| 2.4             | ±0.1, 0.2, 0.3nH               | 13 / 500MHz         | 8              | 0.35         | 440           |
| 2.5             | ±0.1, 0.2, 0.3nH               | 13 / 500MHz         | 8              | 0.35         | 440           |
| 2.6             | ±0.1, 0.2, 0.3nH               | 13 / 500MHz         | 8              | 0.35         | 440           |
| 2.7             | ±0.1, 0.2, 0.3nH               | 13 / 500MHz         | 8              | 0.35         | 440           |
| 2.8             | ±0.1, 0.2, 0.3nH               | 13 / 500MHz         | 6              | 0.45         | 380           |
| 2.9             | ±0.1, 0.2, 0.3nH               | 13 / 500MHz         | 6              | 0.45         | 380           |
| 3.0             | ±0.1, 0.2, 0.3nH               | 13 / 500MHz         | 6              | 0.45         | 380           |
| 3.1             | ±0.1, 0.2, 0.3nH               | 13 / 500MHz         | 6              | 0.45         | 380           |
| 3.2             | ±0.1, 0.2, 0.3nH               | 13 / 500MHz         | 6              | 0.45         | 380           |
| 3.3             | ±0.1, 0.2, 0.3nH               | 13 / 500MHz         | 6              | 0.45         | 380           |
| 3.4             | ±0.1, 0.2, 0.3nH               | 13 / 500MHz         | 6              | 0.55         | 380           |
| 3.5             | ±0.1, 0.2, 0.3nH               | 13 / 500MHz         | 6              | 0.55         | 380           |
| 3.6             | ±0.1, 0.2, 0.3nH               | 13 / 500MHz         | 6              | 0.55         | 380           |
| 3.7             | ±0.1, 0.2, 0.3nH               | 13 / 500MHz         | 6              | 0.55         | 340           |
| 3.8             | ±0.1, 0.2, 0.3nH               | 13 / 500MHz         | 6              | 0.55         | 340           |
| 3.9             | ±0.1, 0.2, 0.3nH               | 13 / 500MHz         | 6              | 0.55         | 340           |
| 4.3             | ±0.1, 0.2, 0.3nH               | 13 / 500MHz         | 6              | 0.65         | 320           |
| 4.7             | ±0.1, 0.2, 0.3nH               | 13 / 500MHz         | 6              | 0.65         | 320           |
| 5.4             | ±0.1, 0.2, 0.3nH               | 13 / 500MHz         | 6              | 0.85         | 280           |
| 5.6             | ±0.1, 0.2, 0.3nH               | 13 / 500MHz         | 6              | 0.85         | 280           |
| 5.9             | ±0.1, 0.2, 0.3nH               | 13 / 500MHz         | 6              | 0.85         | 280           |
| 6.5             | ±0.1, 0.2, 0.3nH               | 13 / 500MHz         | 6              | 1.05         | 260           |
| 6.8             | ±0.1, 0.2, 0.3nH               | 13 / 500MHz         | 6              | 1.05         | 260           |
| 7.2             | ±0.1, 0.2, 0.3nH               | 13 / 500MHz         | 6              | 1.05         | 260           |
| 8.0             | ±0.1, 0.2, 0.3nH               | 13 / 500MHz         | 5.5            | 1.25         | 220           |
| 8.1             | ±0.1, 0.2, 0.3nH               | 13 / 500MHz         | 5.5            | 1.25         | 220           |
| 8.2             | ±0.1, 0.2, 0.3nH               | 13 / 500MHz         | 5.5            | 1.25         | 220           |
| 9.1             | ±0.1, 0.2, 0.3nH               | 13 / 500MHz         | 5.5            | 1.25         | 220           |
| 10.0            | ±1, 2, 3, 5%                   | 13 / 500MHz         | 4.5            | 1.35         | 200           |
| 10.8            | ±1, 2, 3, 5%                   | 13 / 500MHz         | 4.5            | 1.35         | 200           |
| 12.0            | ±1, 2, 3, 5%                   | 13 / 500MHz         | 3.7            | 1.55         | 180           |
| 13.8            | ±1, 2, 3, 5%                   | 13 / 500MHz         | 3.7            | 1.75         | 180           |
| 15.0            | ±1, 2, 3, 5%                   | 13 / 500MHz         | 3.3            | 1.75         | 130           |
| 17.0            | ±1, 2, 3, 5%                   | 13 / 500MHz         | 3.1            | 1.95         | 100           |
| 18.0            | ±1, 2, 3, 5%                   | 13 / 500MHz         | 3.1            | 2.15         | 100           |
| 20.8            | ±1, 2, 3, 5%                   | 13 / 500MHz         | 2.8            | 2.55         | 90            |
| 22.0            | ±1, 2, 3, 5%                   | 13 / 500MHz         | 2.8            | 2.65         | 90            |
| 27.0            | ±1, 2, 3, 5%                   | 13 / 500MHz         | 2.5            | 3.25         | 75            |
| 33.0            | ±5%                            | 13 / 500MHz         | 2.5            | 4.50         | 75            |

Operating Temperature Range: -55°C to +125°C

Test Equipment: HP4287A+Agilent 16196B

AL02-02 Chip Inductors / High Q Type

| Inductance (nH) | Inductance Tolerance (nH or %) | Quality Factor min. | SRF (GHz) min. | DCR (Ω) max. | IDC (mA) max. |
|-----------------|--------------------------------|---------------------|----------------|--------------|---------------|
| 0.2             | ±0.1, 0.2nH                    | 16 / 500MHz         | 14             | 0.1          | 1000          |
| 0.3             | ±0.1, 0.2, 0.3nH               | 16 / 500MHz         | 14             | 0.1          | 1000          |
| 0.4             | ±0.1, 0.2, 0.3nH               | 16 / 500MHz         | 14             | 0.1          | 1000          |
| 0.5             | ±0.1, 0.2, 0.3nH               | 16 / 500MHz         | 14             | 0.12         | 850           |
| 0.6             | ±0.1, 0.2, 0.3nH               | 16 / 500MHz         | 14             | 0.12         | 850           |
| 0.7             | ±0.1, 0.2, 0.3nH               | 16 / 500MHz         | 14             | 0.12         | 850           |
| 0.8             | ±0.1, 0.2, 0.3nH               | 16 / 500MHz         | 14             | 0.12         | 850           |
| 0.9             | ±0.1, 0.2, 0.3nH               | 16 / 500MHz         | 14             | 0.12         | 850           |
| 1.0             | ±0.1, 0.2, 0.3nH               | 16 / 500MHz         | 12             | 0.12         | 850           |
| 1.1             | ±0.1, 0.2, 0.3nH               | 16 / 500MHz         | 12             | 0.12         | 850           |
| 1.2             | ±0.1, 0.2, 0.3nH               | 16 / 500MHz         | 12             | 0.12         | 850           |
| 1.3             | ±0.1, 0.2, 0.3nH               | 16 / 500MHz         | 10             | 0.2          | 850           |
| 1.4             | ±0.1, 0.2, 0.3nH               | 16 / 500MHz         | 10             | 0.2          | 850           |
| 1.5             | ±0.1, 0.2, 0.3nH               | 16 / 500MHz         | 10             | 0.2          | 850           |
| 1.6             | ±0.1, 0.2, 0.3nH               | 16 / 500MHz         | 10             | 0.2          | 675           |
| 1.7             | ±0.1, 0.2, 0.3nH               | 16 / 500MHz         | 10             | 0.2          | 675           |
| 1.8             | ±0.1, 0.2, 0.3nH               | 16 / 500MHz         | 10             | 0.2          | 675           |
| 1.9             | ±0.1, 0.2, 0.3nH               | 16 / 500MHz         | 8              | 0.28         | 675           |
| 2.0             | ±0.1, 0.2, 0.3nH               | 16 / 500MHz         | 8              | 0.28         | 675           |
| 2.1             | ±0.1, 0.2, 0.3nH               | 16 / 500MHz         | 8              | 0.28         | 530           |
| 2.2             | ±0.1, 0.2, 0.3nH               | 16 / 500MHz         | 8              | 0.28         | 530           |
| 2.3             | ±0.1, 0.2, 0.3nH               | 16 / 500MHz         | 8              | 0.28         | 530           |
| 2.4             | ±0.1, 0.2, 0.3nH               | 16 / 500MHz         | 8              | 0.28         | 530           |
| 2.5             | ±0.1, 0.2, 0.3nH               | 16 / 500MHz         | 8              | 0.28         | 530           |
| 2.6             | ±0.1, 0.2, 0.3nH               | 16 / 500MHz         | 8              | 0.28         | 530           |
| 2.7             | ±0.1, 0.2, 0.3nH               | 16 / 500MHz         | 8              | 0.28         | 530           |
| 2.8             | ±0.1, 0.2, 0.3nH               | 16 / 500MHz         | 6              | 0.35         | 460           |
| 2.9             | ±0.1, 0.2, 0.3nH               | 16 / 500MHz         | 6              | 0.35         | 460           |
| 3.0             | ±0.1, 0.2, 0.3nH               | 16 / 500MHz         | 6              | 0.35         | 460           |
| 3.1             | ±0.1, 0.2, 0.3nH               | 16 / 500MHz         | 6              | 0.35         | 460           |
| 3.2             | ±0.1, 0.2, 0.3nH               | 16 / 500MHz         | 6              | 0.35         | 460           |
| 3.3             | ±0.1, 0.2, 0.3nH               | 16 / 500MHz         | 6              | 0.35         | 460           |
| 3.4             | ±0.1, 0.2, 0.3nH               | 16 / 500MHz         | 6              | 0.45         | 460           |
| 3.5             | ±0.1, 0.2, 0.3nH               | 16 / 500MHz         | 6              | 0.45         | 460           |
| 3.6             | ±0.1, 0.2, 0.3nH               | 16 / 500MHz         | 6              | 0.45         | 460           |
| 3.7             | ±0.1, 0.2, 0.3nH               | 16 / 500MHz         | 6              | 0.45         | 410           |
| 3.8             | ±0.1, 0.2, 0.3nH               | 16 / 500MHz         | 6              | 0.45         | 410           |
| 3.9             | ±0.1, 0.2, 0.3nH               | 16 / 500MHz         | 6              | 0.45         | 410           |
| 4.3             | ±0.1, 0.2, 0.3nH               | 16 / 500MHz         | 6              | 0.55         | 350           |
| 4.7             | ±0.1, 0.2, 0.3nH               | 16 / 500MHz         | 6              | 0.55         | 350           |
| 5.4             | ±0.1, 0.2, 0.3nH               | 16 / 500MHz         | 6              | 0.7          | 310           |
| 5.6             | ±0.1, 0.2, 0.3nH               | 16 / 500MHz         | 6              | 0.7          | 310           |
| 5.9             | ±0.1, 0.2, 0.3nH               | 16 / 500MHz         | 6              | 0.7          | 310           |
| 6.5             | ±0.1, 0.2, 0.3nH               | 16 / 500MHz         | 6              | 0.9          | 290           |
| 6.8             | ±0.1, 0.2, 0.3nH               | 16 / 500MHz         | 6              | 0.9          | 290           |
| 7.2             | ±0.1, 0.2, 0.3nH               | 16 / 500MHz         | 6              | 0.9          | 290           |
| 8.0             | ±0.1, 0.2, 0.3nH               | 16 / 500MHz         | 5.5            | 1.0          | 245           |
| 8.1             | ±0.1, 0.2, 0.3nH               | 16 / 500MHz         | 5.5            | 1.0          | 245           |
| 8.2             | ±0.1, 0.2, 0.3nH               | 16 / 500MHz         | 5.5            | 1.0          | 245           |
| 9.1             | ±0.1, 0.2, 0.3nH               | 16 / 500MHz         | 5.5            | 1.0          | 245           |
| 10              | ±1, 2, 3, 5%                   | 16 / 500MHz         | 4.5            | 1.1          | 220           |

Operating Temperature Range: -55°C to +125°C

Test Equipment: HP4287A+Agilent 16196B

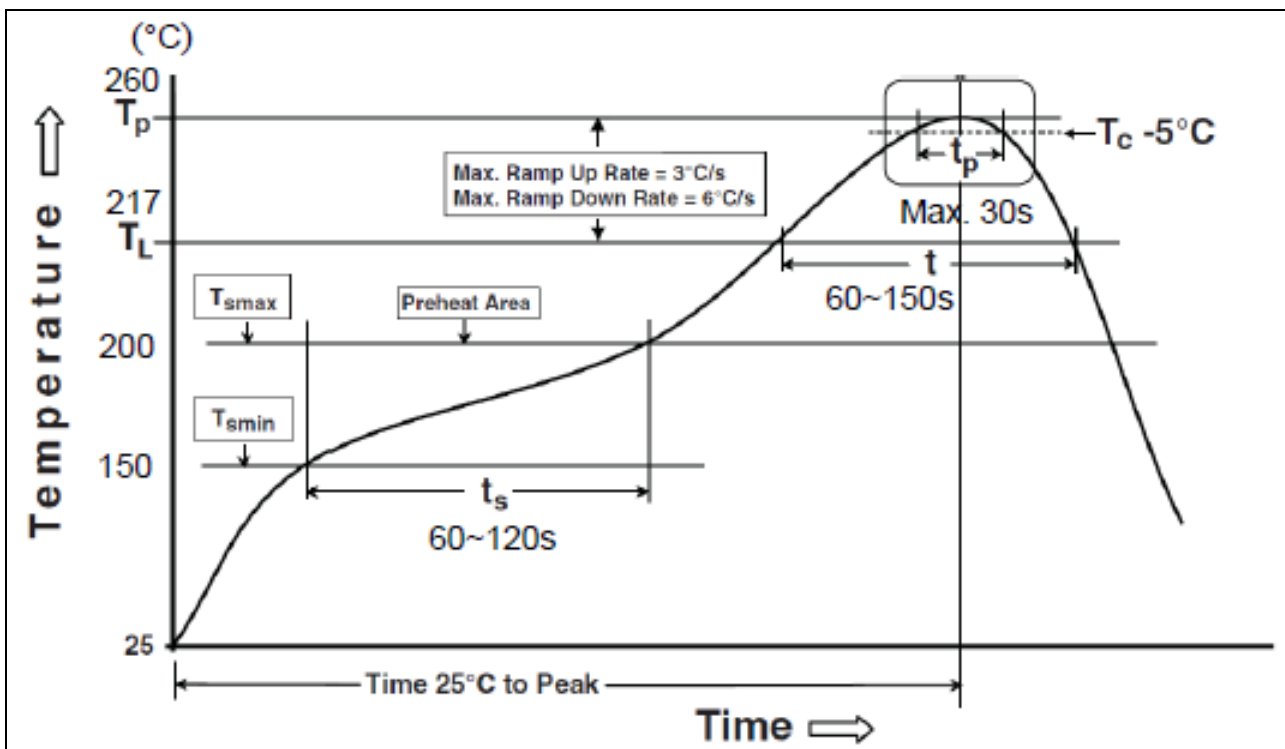
**■ Environmental Characteristics**

| Item                         | Requirement          | Test Method   |
|------------------------------|----------------------|---|
| Inductance                   | As Spec.             | Measuring equipment and fixture:<br>0201: HP4287+Agilent 16196C<br>0402: HP4287+Agilent 16196B                              |
| Insulation Resistance        | >1000MΩ              | <b>MIL-STD-202 Method 302</b><br>Apply 100V <sub>DC</sub> for 1minute   |
| Damp Heat with Load          | $\Delta L \leq 10\%$ | <b>MIL-STD-202 Method 103B</b><br>40±2°C, 90~95% R.H. Max. working voltage for 1000 hrs with 1.5 hrs "ON" and 0.5 hrs "OFF" |
| Bending Strength             | As Spec.             | <b>JIS-C-5201-1 4.33</b><br>Bending amplitude 3 mm for 60 seconds.  |
| Solderability                | 95% min. coverage    | <b>MIL-STD-202 Method 208H</b><br>245±5°C for 3 seconds   |
| Resistance to Soldering Heat | $\Delta L \leq 10\%$ | <b>MIL-STD-202 Method 210E</b><br>260±5°C for 10 seconds  |
| Dielectric Withstand Voltage | >100V                | <b>MIL-STD-202 Method 301</b><br>Apply 100VA (rms) for 1minute  |
| High Temperature Exposure    | $\Delta L \leq 10\%$ | <b>MIL-STD-202, Method 108</b><br>125±3°C, 1000 hours   |
| Low Temperature Storage      | $\Delta L \leq 10\%$ | <b>IEC 60068-2-1</b><br>Exposed to a temperature of -55±3°C for 2H  |
| Temperature Cycle            | $\Delta L \leq 10\%$ | <b>JESD22 Method JA-104</b><br>-55°C to +125°C, 10 cycles   |

■ Storage Temperature: 15~28°C; Humidity < 80%RH

■ Shelf Life: 2 years from production date.

■ Soldering Condition (Ref. IPC/JEDEC J-STD-020 & J-STD-002)

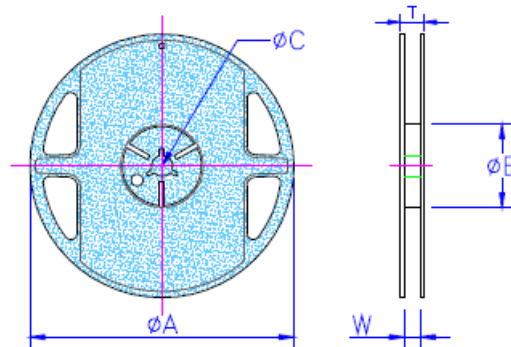




| Reflow Profiles  |                                    |
|--|------------------------------------|
| Profile Feature  | Pb-Free Assembly                   |
| <b>Preheat</b><br>Min. Temperature ( $T_{smin}$ )<br>Max Temperature ( $T_{smax}$ )<br>Preheating time ( $t_s$ ) from ( $T_{smin}$ to $T_{smax}$ ) | 150 °C<br>200 °C<br>60-120 seconds |
| Ramp-up rate ( $T_L$ to $T_p$ )  | 3 °C/second max.                   |
| Liquidous temperature ( $T_L$ )<br>Time ( $t_L$ ) maintained above $T_L$   | 217 °C<br>60-150 seconds           |
| Min. Peak temperature ( $T_p$ min)   | 235°C                              |
| Max. Peak temperature ( $T_p$ max)   | 260°C                              |
| Time ( $t_p$ ) within 5 °C of the specified classification temperature ( $T_c$ )   | 30 seconds max.                    |
| Ramp-down rate ( $T_p$ to $T_L$ )  | 6 °C/second max.                   |
| Time 25 °C to peak temperature   | 8 minutes max.                     |

**■Packaging**

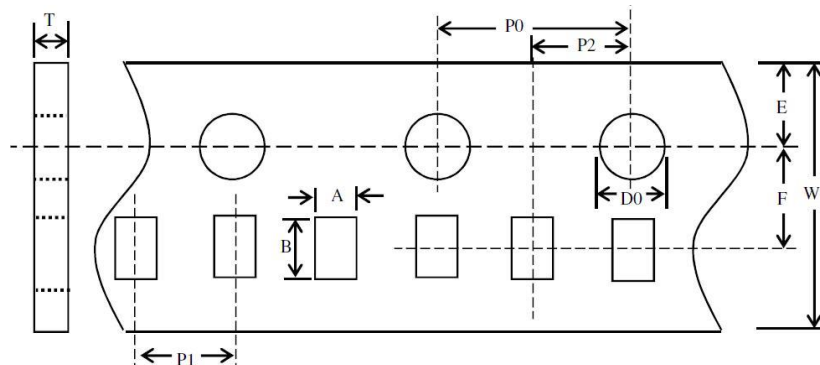
Reel Specifications & Packaging Quantity



Unit: mm

| Type | $\psi A$ | $\psi B$ | $\psi C$  | W       | T        | Quantity (EA) |
|------|----------|----------|-----------|---------|----------|---------------|
| AL01 | 178±1.0  | 60.0+1.0 | 13.5±0.70 | 9.5±1.0 | 11.5±1.0 | 10,000        |
| AL02 | 178±1.0  | 60.0+1.0 | 13.5±0.70 | 9.5±1.0 | 11.5±1.0 | 10,000        |

Paper Tape Specifications



Unit: mm

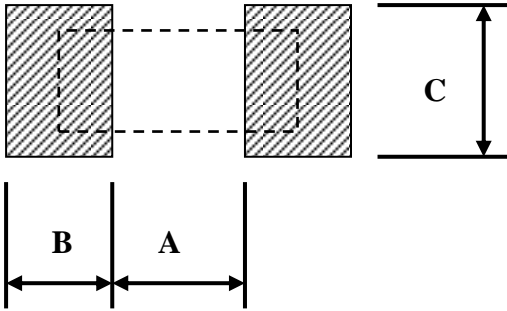
| Type | A         | B         | W         | E         | F         | P0        | P1        | P2        | ψD0       | T         |
|------|-----------|-----------|-----------|-----------|-----------|-----------|-----------|-----------|-----------|-----------|
| AL01 | 0.40±0.05 | 0.70±0.05 | 8.00±0.10 | 1.75±0.05 | 3.50±0.05 | 4.00±0.10 | 2.00±0.05 | 2.00±0.05 | 1.55±0.03 | 0.42±0.02 |
| AL02 | 0.70±0.05 | 1.16±0.05 | 8.00±0.10 | 1.75±0.05 | 3.50±0.05 | 4.00±0.10 | 2.00±0.05 | 2.00±0.05 | 1.55±0.05 | 0.43±0.03 |

Remark : Test Method

Test direction : bar mark faces left

**Recommend Land Pattern**

Unit: mm



| Type | A    | B    | C        |
|------|------|------|----------|
| AL01 | 0.30 | 0.25 | 0.30±0.2 |
| AL02 | 0.50 | 0.45 | 0.60±0.2 |

**REVISION HISTORY**

| <b>REVISION</b> | <b>DATE</b>   | <b>CHANGE NOTIFICATION</b> | <b>DESCRIPTION</b>   |
|-----------------|---------------|----------------------------|--|
| Version C2      | Feb. 27,2013  | -                          | - Add AL01-02 (High Q) specification<br>- Delete AL0603 series specification   |
| Version C3      | May 07,2015   | -                          | - Modify SRF specifications of AL01-02 Type<br>(from 6.0 to 6.5~10).<br>- Add 4.4~10nH specifications of AL01-01<br>and AL01-02 Types. |
| Version C4      | Jun. 02,2015  | -                          | - Add AL02-02 Chip Inductors / High Q Type<br>specification.   |
| Version C5      | Aug. 20,2015  | -                          | - Note Operating Temperature Range and<br>Test Equipment.<br>- Correct the Inductance Tolerance for<br>AL01-02 5.6~10 nH.              |
| Version C6      | May. 02, 2016 | -                          | - Modify Storage Temperature.<br>- Remove Material Description.  |
| Version C7      | Apr.05, 2017  | -                          | - Modify Inductance Tolerance(nH or %).<br>- Modify Paper Tape Specifications.   |
| Version C8      | Nov.11, 2017  | -                          | - Correct the reference standard in<br>Environmental Characteristics.  |
| Version C9      | Oct.21, 2020  | -                          | - Change Operating Temperature Range.<br>- Modify test methods and reference<br>standard of Environmental Characteristics.             |
| Version D       | Jan.28, 2022  | -                          | - Modify IR reflow profile to comply<br>IPC/JEDEC J-STD-020.<br>- Add shelf life description.  |
| Version D1      | Mar.20, 2023  | -                          | - Add Reflow Profiles table.   |